

HRR3-E-PM-M

ErgoRack, Promaster Low/High Roof

Three Crossbars, Powder Coat Finish  
Rack Weight (empty): 176 lbs

\*Callouts in this Configuration Overview indicate full module assemblies only.

For details on individual parts, please refer to the linked Module Overviews below.

- A: ..... [FEA-0020 Rotation Driveshaft Assembly](#)
- B: ..... [FBM-1007-BLK Mounting System](#)
- C: ..... [CBR-0008 Mid Crossbar Kit](#)
- D: ..... [FEA-0004 Slide Rotation Assembly](#)
- E: ..... [CBR-0007 Crossbar Assembly](#)
- F: ..... [FEA-0003 Slide Rotation Assembly](#)
- G: ..... [FEA-0019 Rotation Driveshaft Assembly](#)

[Modular Assembly Manuals](#)

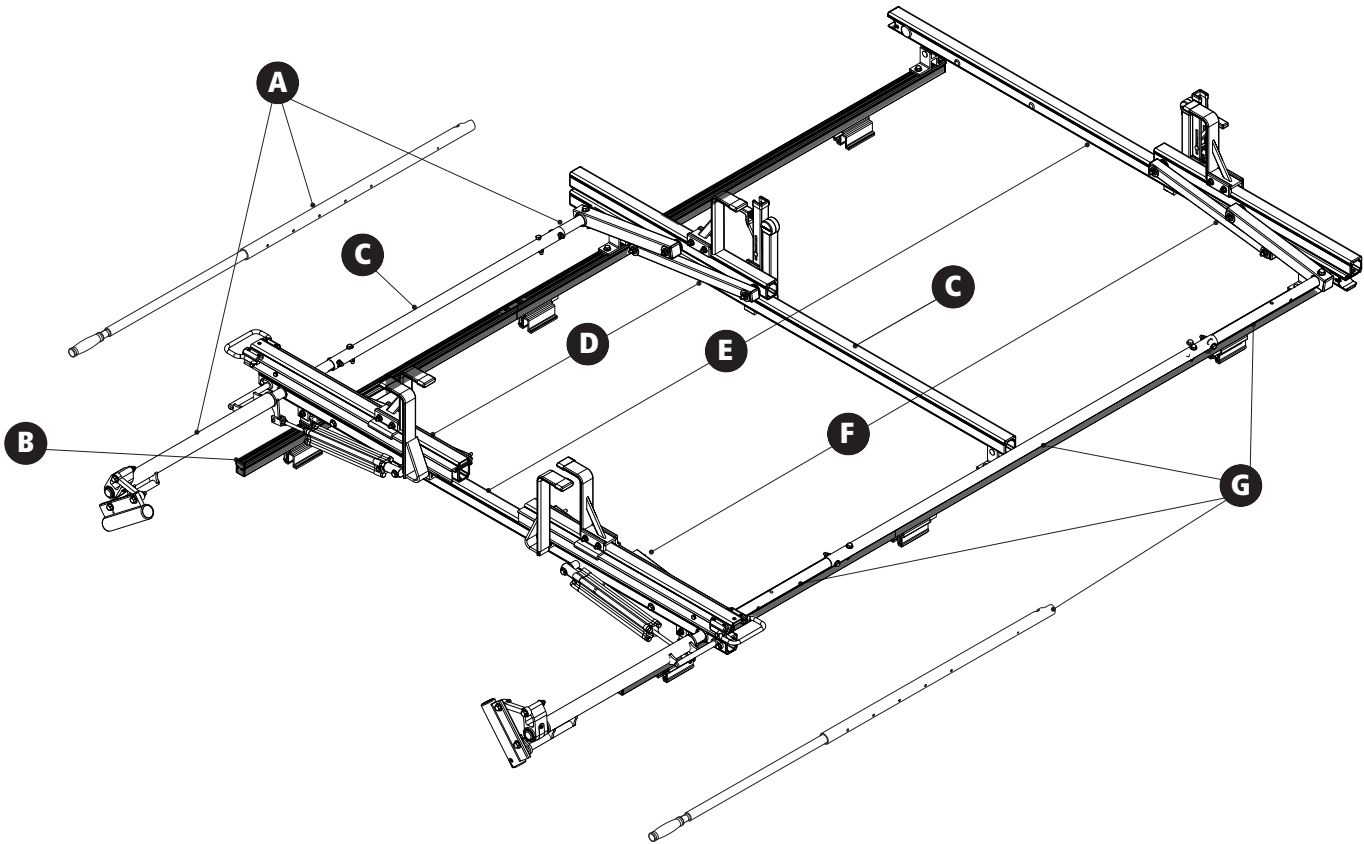
ErgoRack Van—Load specifications:

Check vehicle manufacturer recommendations for roof capacity weight limits.

CROSSBAR SPACING	STEP LADDER	EXT. LADDER
4 ft Spacing	6 – 8 ft.	16 – 20 ft.
5 ft Spacing	8 – 10 ft.	16 – 24 ft.
6 ft Spacing	8 – 12 ft. <sup>†</sup>	16 – 28 ft.
7 ft Spacing	10 – 12 ft. <sup>†</sup>	20 – 32 ft.
8 ft Spacing	10 – 12 ft. <sup>†</sup>	20 – 36 ft.

<sup>†</sup>Rotation Configurations: 12 ft. step ladders require an extended upper add-on component.

\*Example shown with 118" Wheelbase Configuration



## HRR3-E-PM-M

### ErgoRack, Promaster Low/High Roof

*Approximate dimensions as shown:*

#### All Wheelbases

A: Rack Width .....	79"
B: Rack Height .....	18.50"
C: Rear Crossbar Offset (L & R) .....	Even
D: Mount Bolt Spacing L/R .....	Set at install

#### 118" Wheelbase, Low Roof

E: Crossbar Spacing (rear to center) .....	4'
F: Crossbar Spacing (center to front) .....	2'-4'
G: Total Crossbar Spacing .....	6'-8'
H: Rack Length .....	113"

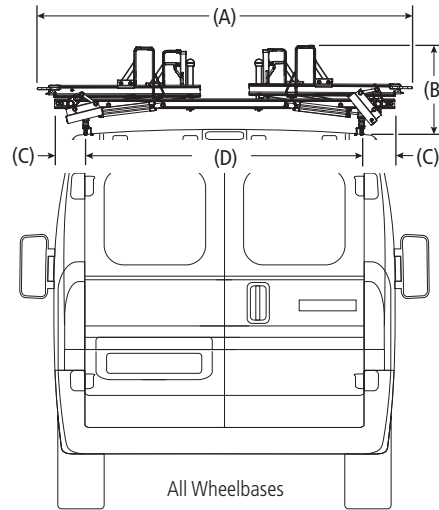
#### 136" Wheelbase, Low/High Roof

I: Crossbar Spacing (rear to center) .....	4'
J: Crossbar Spacing (center to front) .....	2'-4'
K: Total Crossbar Spacing .....	6'-8'
L: Rack Length .....	130"

#### Compatible Accessories Available

(Sold Separately)

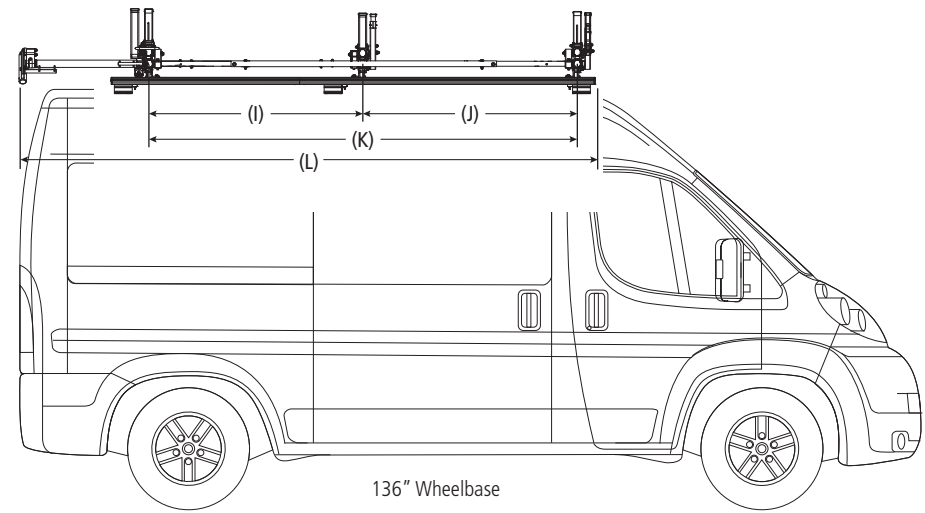
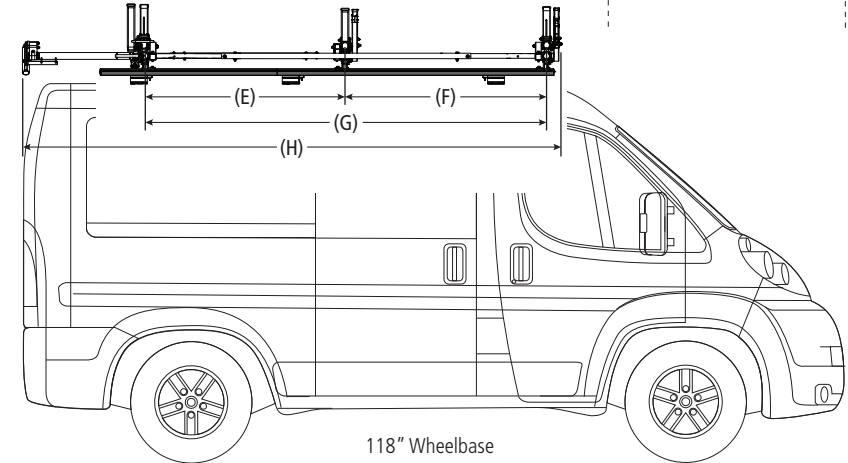
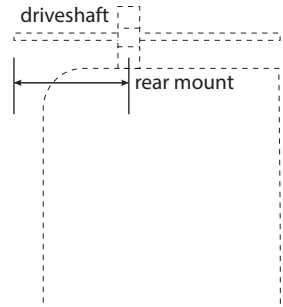
Rear Access Ladder .....	<a href="#">AAL Series</a>
8'-12' Conduit Carriers .....	<a href="#">CON Series</a>
WorkPro LED Lighting .....	<a href="#">LED Series</a>
Systems and Safety Components .....	<a href="#">RVS Series</a>
Safety monitoring .....	<a href="#">DS2 Series</a>



### Low/High Roof Configurations

Rear Drive Shaft Offset: 29"

Note: The end of the driveshaft must not extend beyond the vehicle bumper



## HRR3-E-PM-M

### ErgoRack, Promaster High Roof

Approximate dimensions as shown:

#### All Wheelbases

A: Rack Width .....	79"
B: Rack Height .....	18.50"
C: Rear Crossbar Offset (L & R) .....	Even
D: Mount Bolt Spacing L/R .....	Set at install

#### 159" Wheelbase, High Roof

E: Crossbar Spacing (rear to center) .....	4'
F: Crossbar Spacing (center to front) .....	2'-4'
G: Total Crossbar Spacing .....	6'-8'
H: Rack Length .....	154"

#### 159" Extended Wheelbase, High Roof

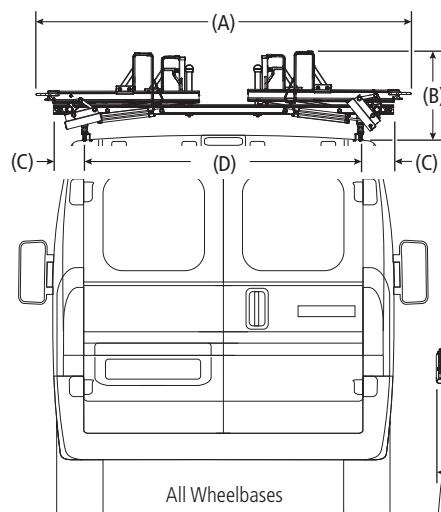
I: Crossbar Spacing (rear to center) .....	4'
J: Crossbar Spacing (center to front) .....	2'-4'
K: Total Crossbar Spacing .....	6'-8'
L: Rack Length .....	169"

#### Compatible Accessories Available

(Sold Separately)

Rear Access Ladder .....	<a href="#">AAL Series</a>
8'-12' Conduit Carriers .....	<a href="#">CON Series</a>
WorkPro LED Lighting .....	<a href="#">LED Series</a>
Systems and Safety Components .....	<a href="#">RVS Series</a>
Safety monitoring .....	<a href="#">DS2 Series</a>

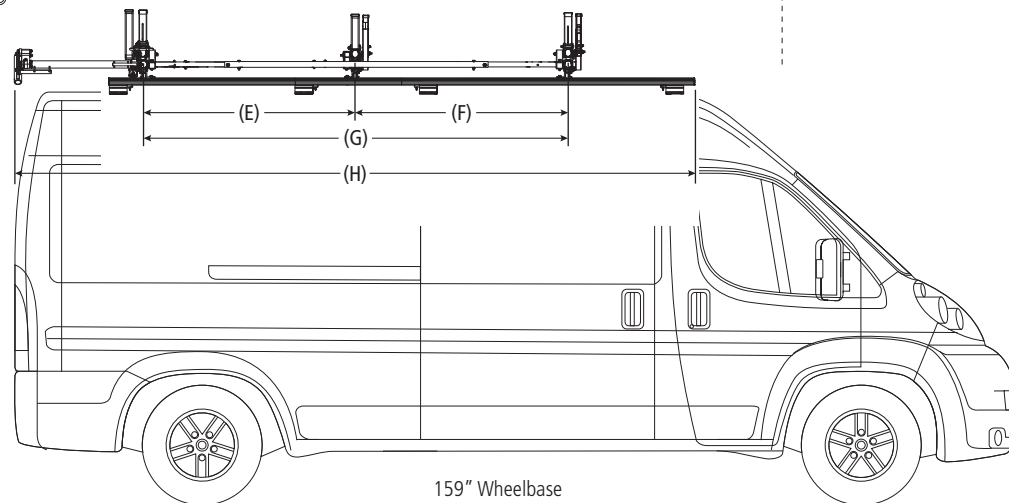
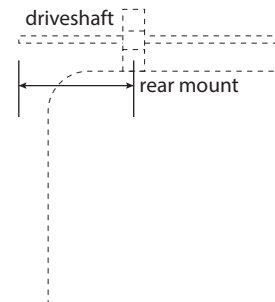
### High Roof Configurations



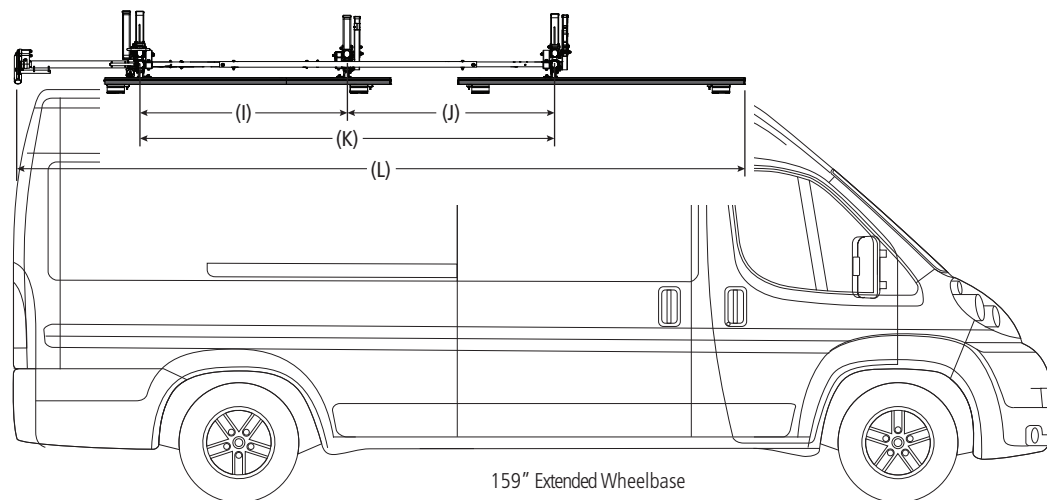
All Wheelbases

Rear Drive Shaft Offset: 29"

Note: The end of the driveshaft must not extend beyond the vehicle bumper



159" Wheelbase



159" Extended Wheelbase