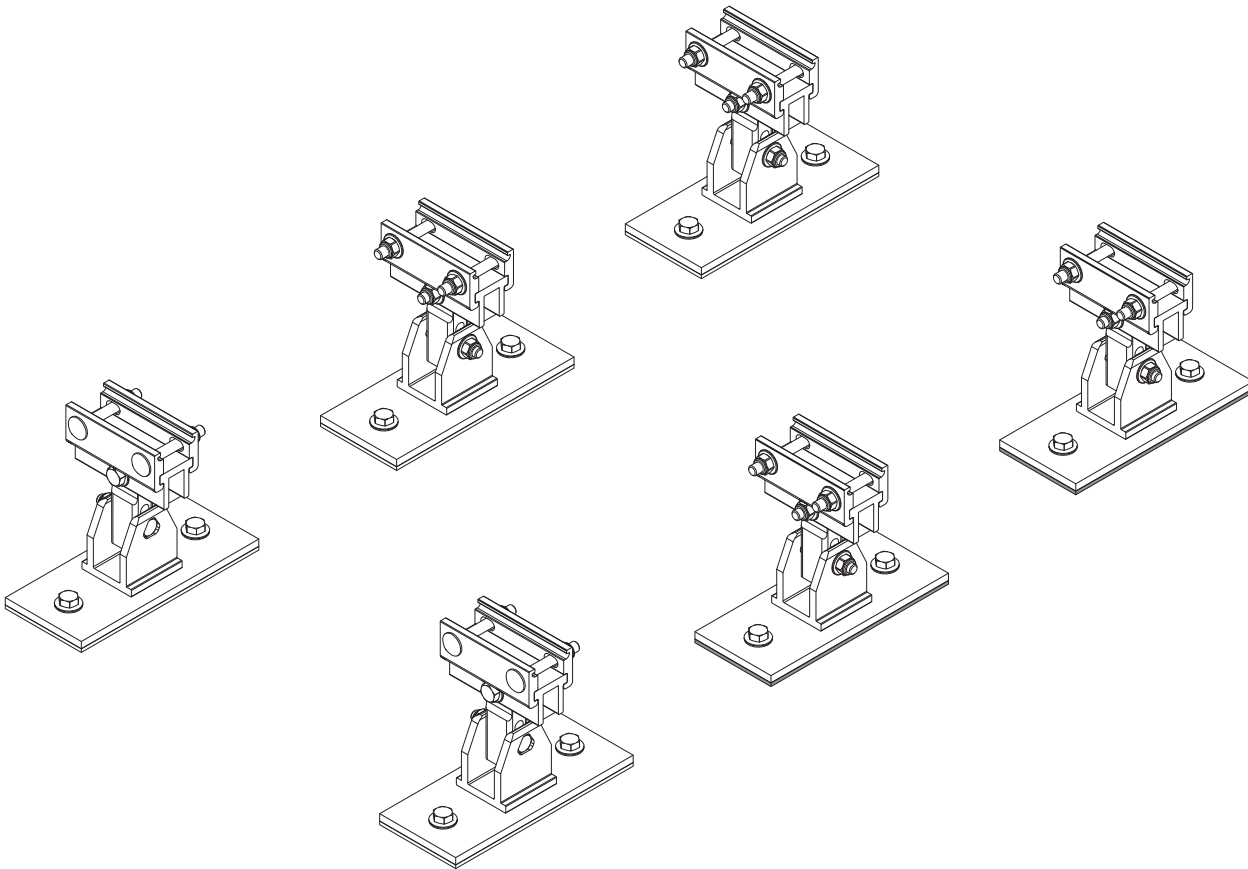


PRIME DESIGN™

A Safe Fleet Brand



Utility Roof Mount Frame Base Mounting Kit

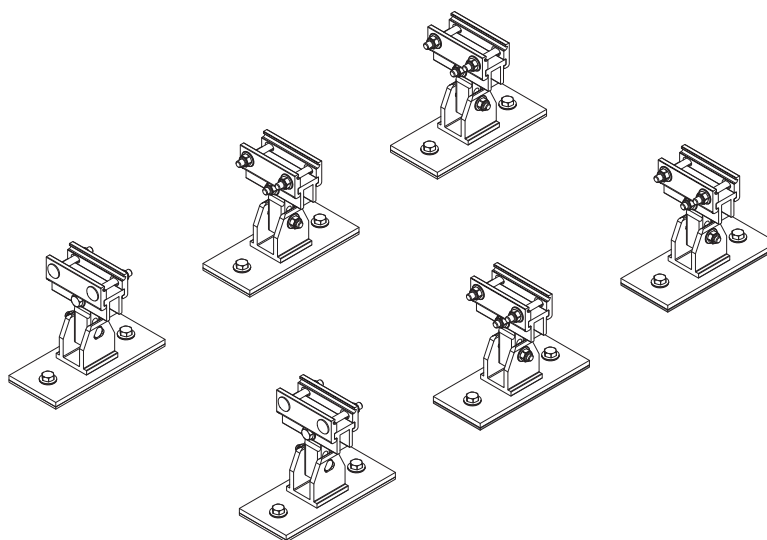
Page 2	Packaging Contents
Pages 3-4	Utility Roof Mountings

PRIME DESIGN, A SAFE FLEET BRAND

Address: 580 Opperman Drive, Eagan, MN 55123 • Toll Free: 1.8.PRIME.RACK
Fax: 651-552-1799 • Email: info@primedesign.net • Website: www.primedesign.net

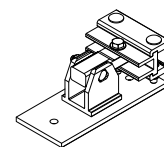
FBIM-1024

CONTENTS OVERVIEW

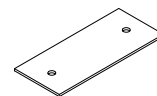


1—FBM-1024..... (Qty 1)
Utility Roof Mounts, with HKT-8267

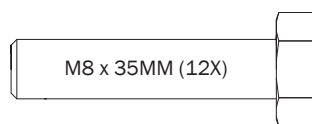
NOTE: The M8 x 35MM and M8 x 45MM Mounting Bolts are available in the HKT-8267 Hardware Kit for varying mounting surfaces and thickness.



Mounting Bracket (6X)



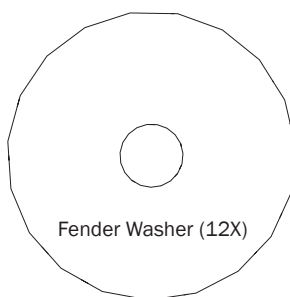
Foam Pad (6X)



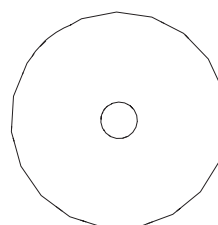
M8 x 35MM (12X)



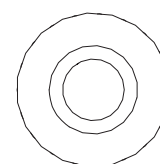
M8 x 45MM (12X)



Fender Washer (12X)



Neoprene Washer (12X)

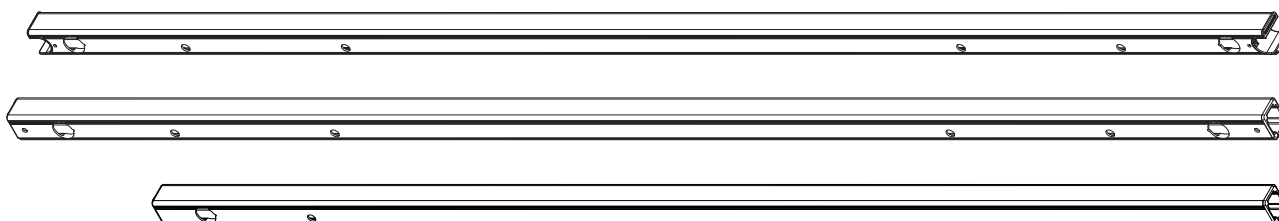


Sealing Washer (12X)




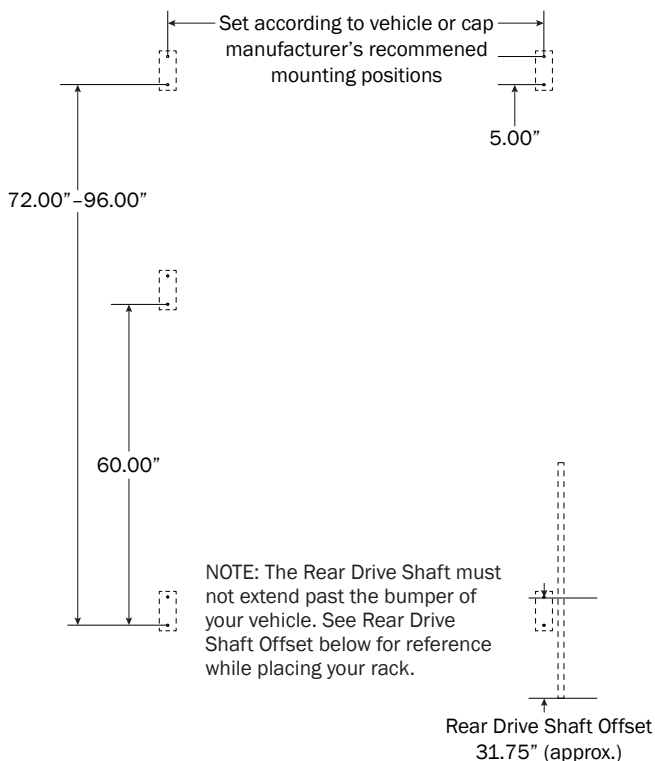
Lock Nut (12X)

2—Gen4 Crossbars (not shown above)..... (Qty 1)
Ordered separately, Front, Rear, Center, 84"–96"



UTILITY ROOF MOUNTINGS MOUNTING BRACKETS TO ROOF

- 1.1** Drill bolt holes according to the dimensions shown.



Do not mount the Crossbars to this FBM system at this time.

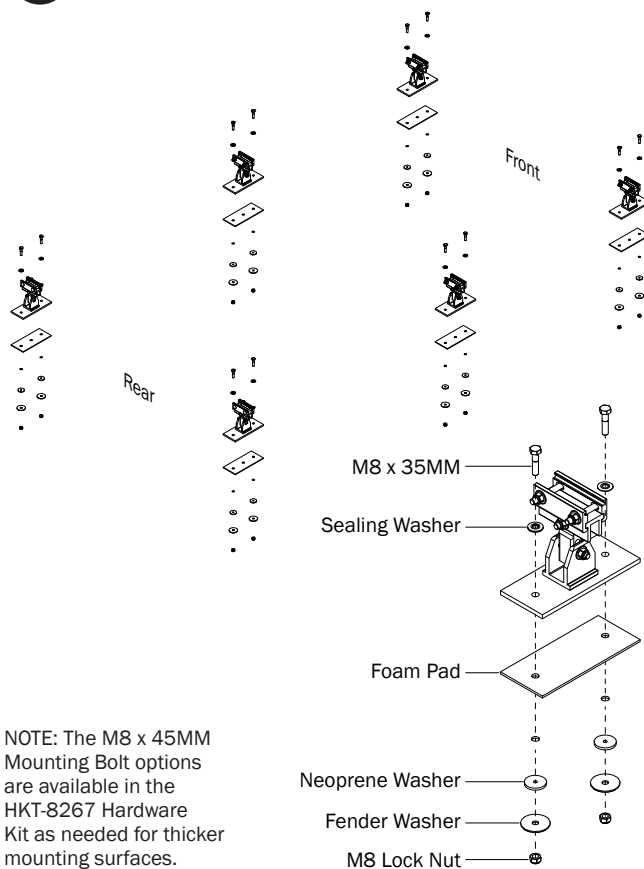
Refer to the respective FEA or AR Assembly Manual(s) included with your chosen rack configuration features. Depending upon the features chosen, you may need to perform a complete feature assembly onto the Crossbars or Side Rails as noted in that feature's Assembly Manual.

WARNING: Failure to position the Crossbars as shown in this FBM Assembly Manual may result in damage to the sliding door and/or ladder rack.

NOTE: Crossbars, Side Rails, Base, Clamp Down, or Rotation features are not included in this FBM kit, and must be purchased separately. To purchase applicable features and accessories, please contact your authorized distributor, or a Prime Design Sales & Service Representative.

1.2

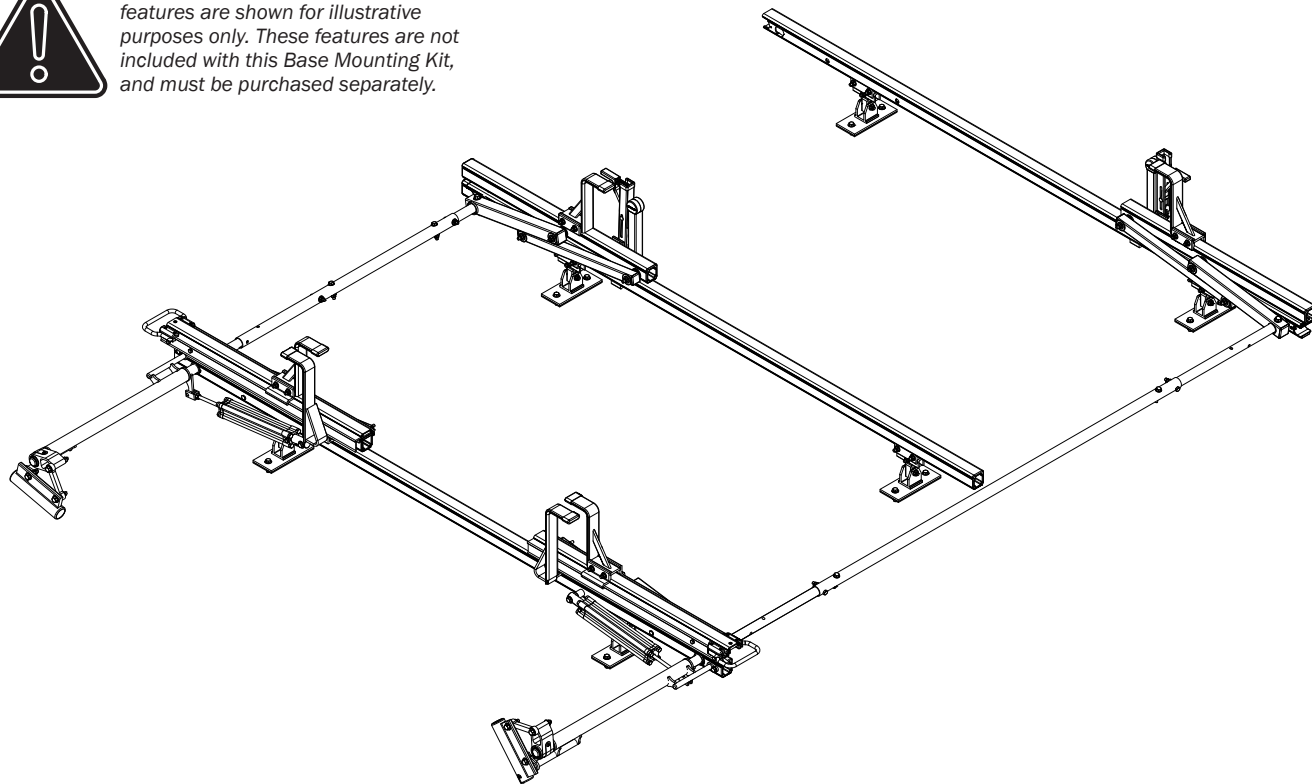
Assemble unto vehicle roof as shown, then torque the Mounting Feet nuts to 130 in-lbs.



FBM ASSEMBLY SEQUENCE




NOTE: LH/RH Rotation and Crossbar features are shown for illustrative purposes only. These features are not included with this Base Mounting Kit, and must be purchased separately.

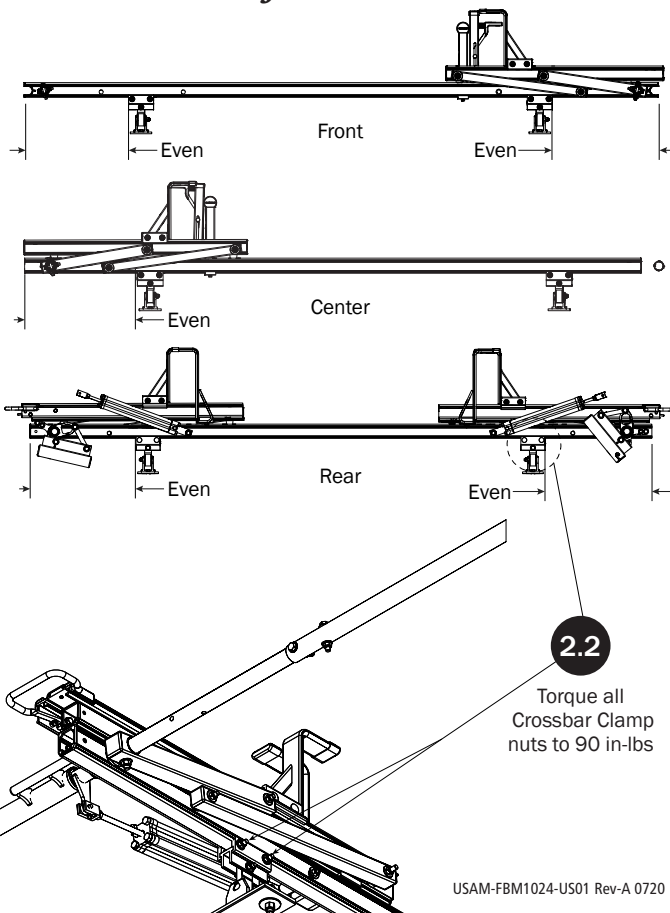


CROSSBARS

Shown with LH/RH Rotation for illustrative purposes only



CROSSBAR ADJUSTMENT



USAM-FBM1024-US01 Rev-A 0720