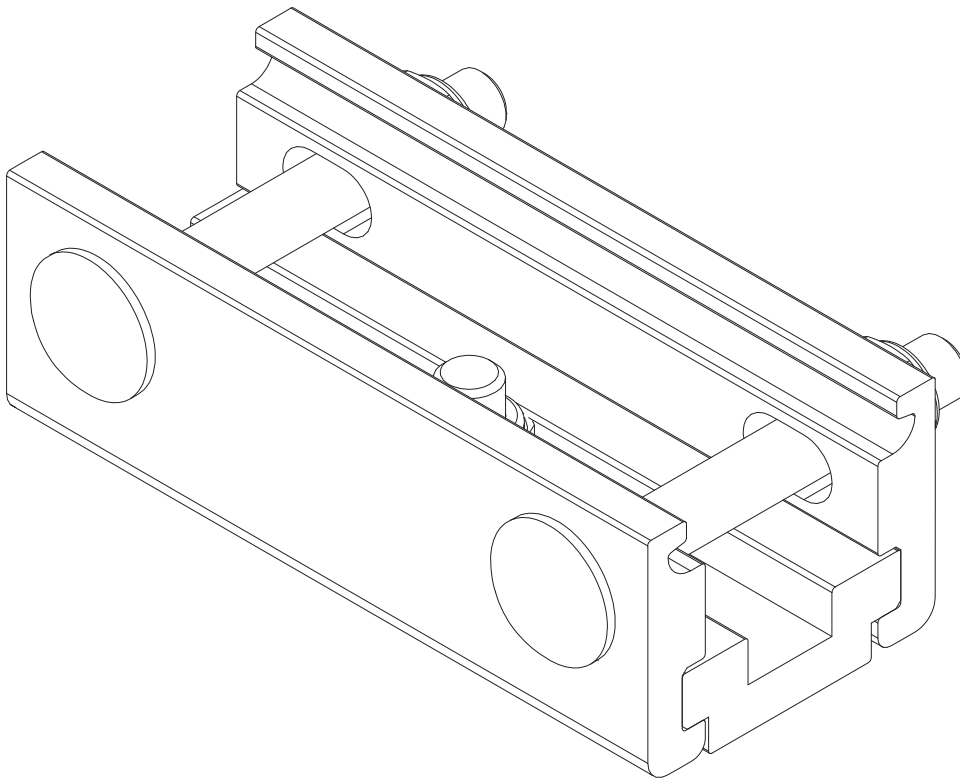


PRIME DESIGN™

A Safe Fleet Brand



WORKPRO LIGHT MOUNT (BELOW CROSSBAR)

PRIME DESIGN, A SAFE FLEET BRAND

Address: 580 Opperman Drive, Eagan, MN 55123 • Toll Free: 1.8.PRIME.RACK

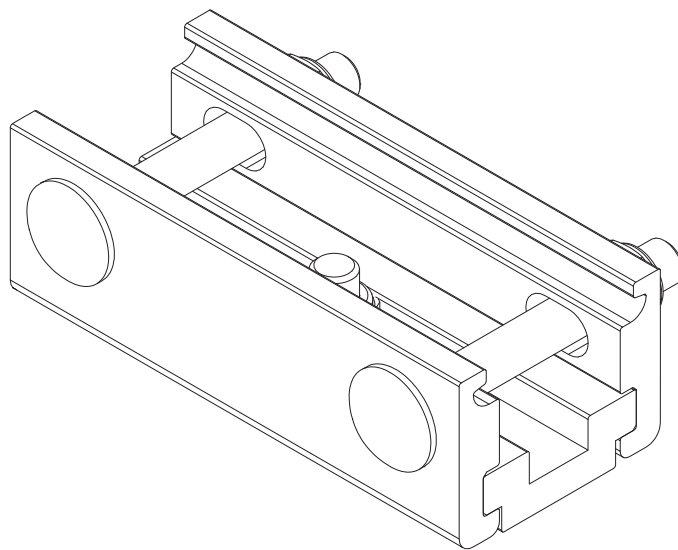
Fax: 651-552-1799 • Email: info@primedesign.net • Website: www.primedesign.net

ASH 8034

CONTENTS OVERVIEW



NOTE: The Gen4 PBR Rack and WorkPro LED Light shown in this Manual are for illustrative purposes only, and are not included in this Kit.



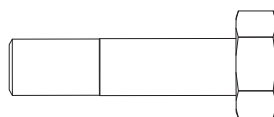
ASH-8035 WorkPro Light Mount, Below Crossbar



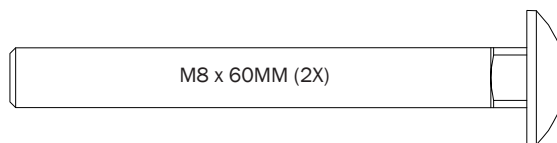
Bottom Connector (1X)



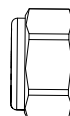
Clamp Connector Pair (1X)



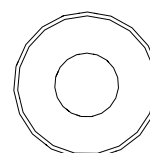
M8 x 25 MM (1X)



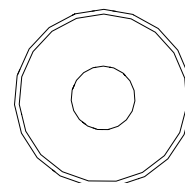
M8 x 60MM (2X)



M8 Lock Nut (3X)



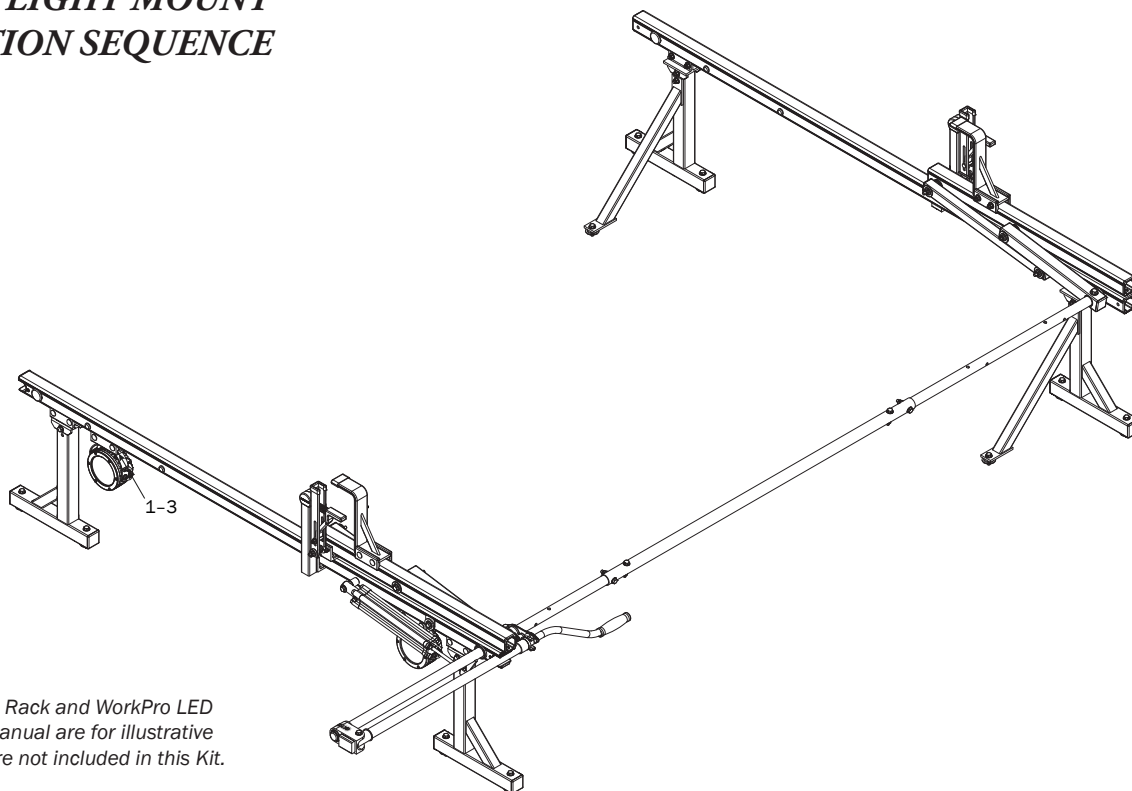
$\frac{5}{16}$ " Flat Washer (3X)



Nylon Washer (1X)

WORKPRO LIGHT MOUNT INSTALLATION SEQUENCE

3

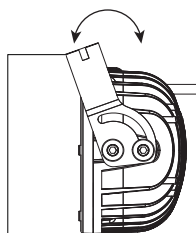


NOTE: The Gen4 PBR Rack and WorkPro LED Light shown in this Manual are for illustrative purposes only, and are not included in this Kit.

This Light Mount Kit contains only the parts needed to repair, replace, or retrofit one Light Mount. Order an additional kit for the other to add an additional accessory light.

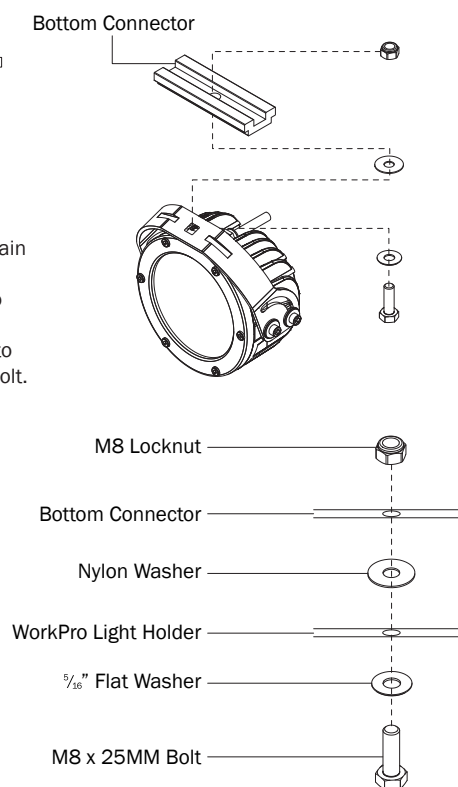
BOTTOM CONNECTOR

- 1.1** Attach the Bottom Connector to the light holder as shown below and torque to 90 in-lbs.

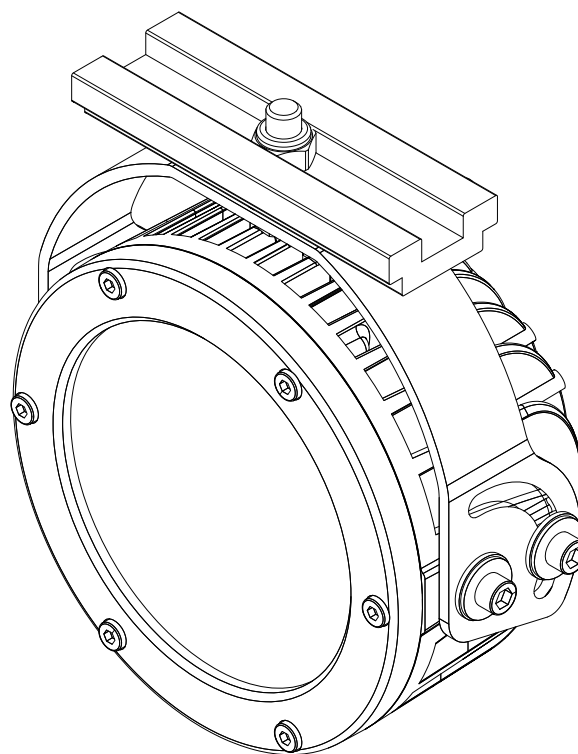


NOTE: With certain WorPro models, you may have to move the light holder in order to install the M8 Bolt.

(Remove any existing bolt hardware from the center hole)



- 1.2** Torque Bottom Connector Hardware to 90 in-lbs



ASH-8034 ASSEMBLY INSTRUCTIONS

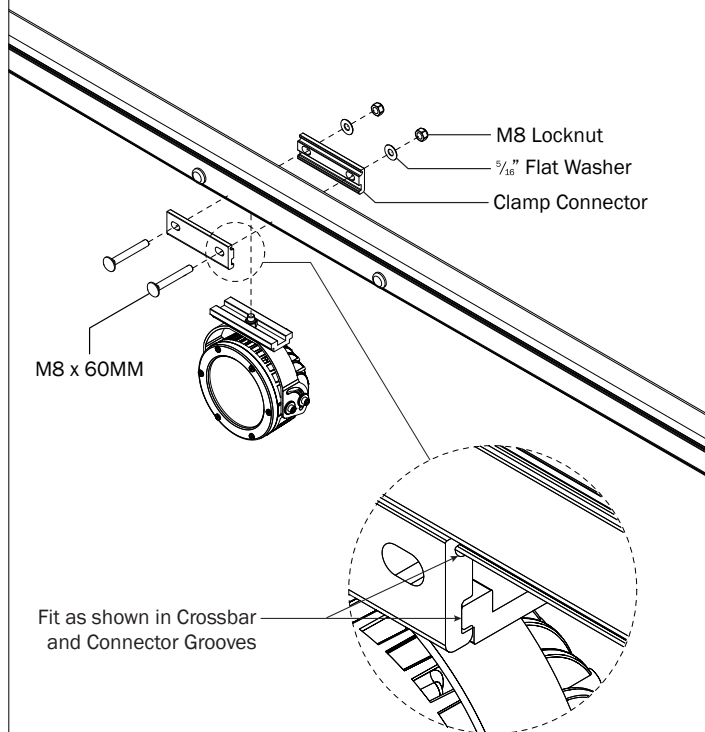
PRIME DESIGN

A Safe Fleet Brand

MOUNTING LIGHT TO CROSSBAR

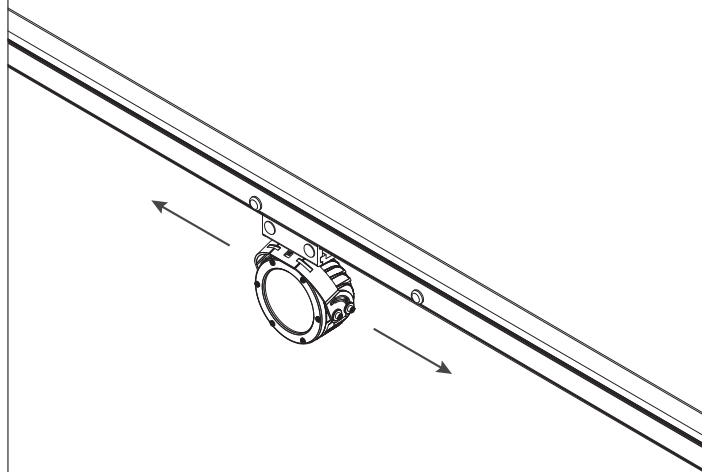
- 2** Install the WorkPro Light with the attached Bottom Connector to the Crossbar and Clamp Connectors using the hardware shown.

Finger-tighten only until step 3.

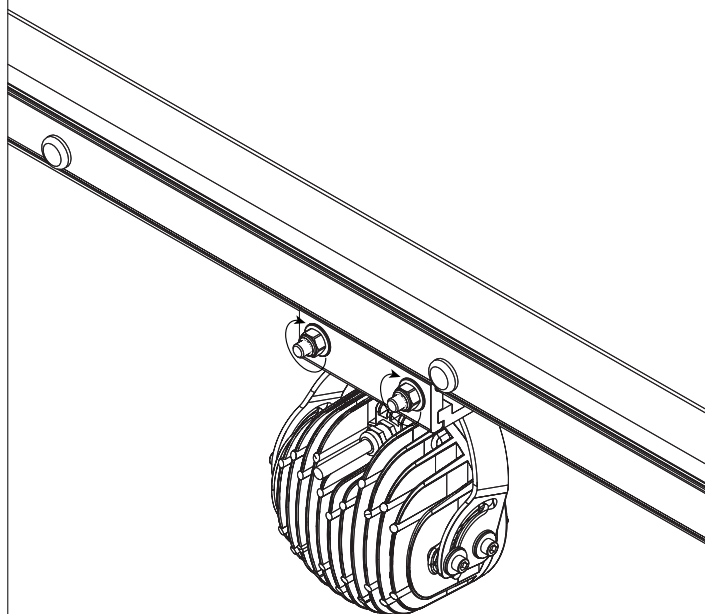
**ADJUSTMENTS**

- 3.1** Adjust to desired positioning.

NOTE: If installing more than one WorkPro Light and Mount, repeat Steps 1-2 and position as needed.

**CONTENTS OVERVIEW**

- 3.2** Torque Clamp Hardware to 90 in-lbs.



USAM-ASH8034-US01 Rev-A 0219