

HBR-E-PM-M

ErgoRack, Promaster Low/High Roof

Two Crossbars, Powder Coat Finish
Rack Weight (empty): 89 lbs

*Callouts in this Configuration Overview indicate full module assemblies only.

For details on individual parts, please refer to the linked Module Overviews below.

- A: [FEA-0001 End Stop Assembly](#)
- B: [FBM-1007-BLK Mounting System](#)
- C: [CBR-0007 Crossbar Assembly](#)
- D: [FEA-0003 Slide Rotation Assembly](#)
- E: [FEA-0019 Rotation Driveshaft Assembly](#)

[Modular Assembly Manuals](#)

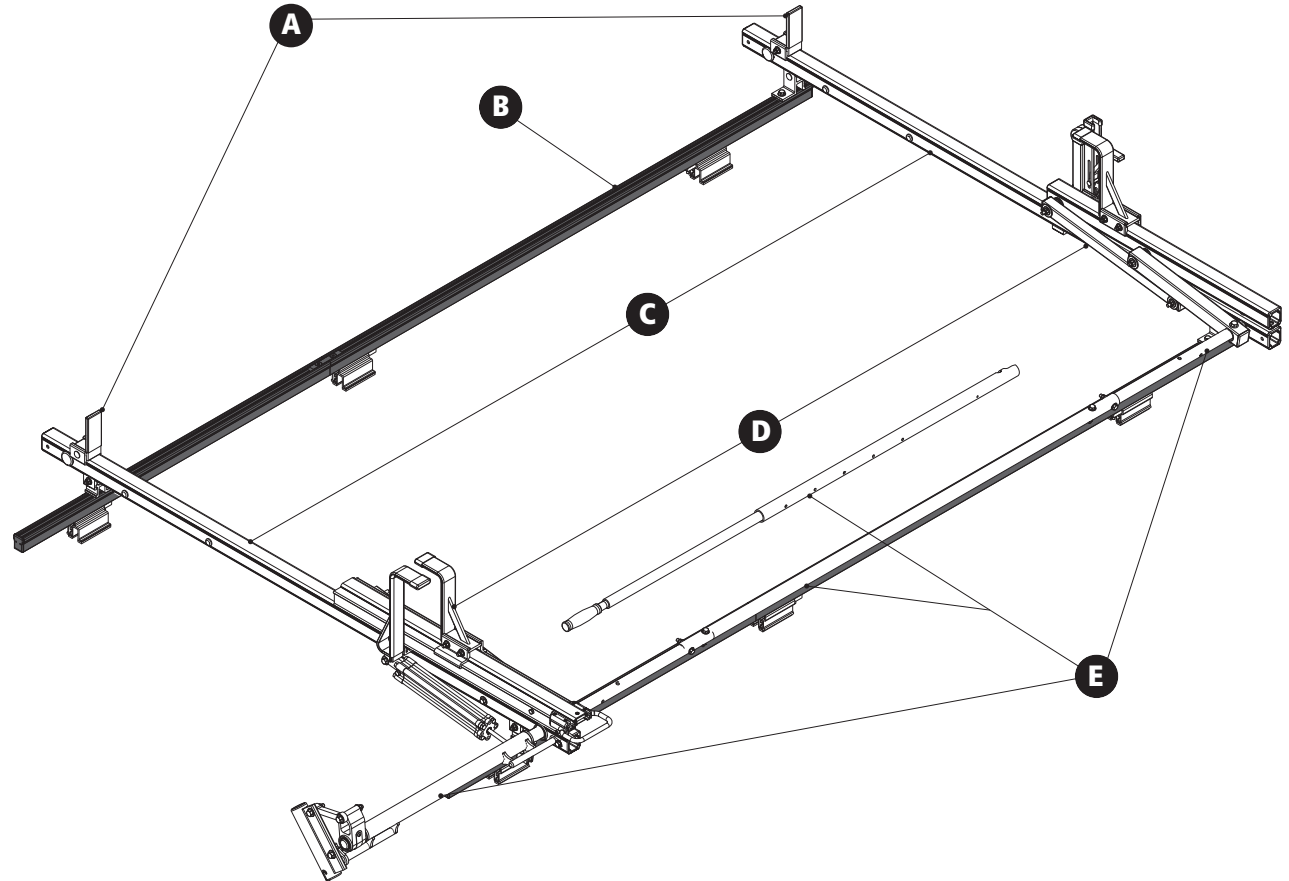
ErgoRack Van—Load specifications:

Check vehicle manufacturer recommendations for roof capacity weight limits.

CROSSBAR SPACING	STEP LADDER	EXT. LADDER
4 ft Spacing	6 – 8 ft.	16 – 20 ft.
5 ft Spacing	8 – 10 ft.	16 – 24 ft.
6 ft Spacing	8 – 12 ft. [†]	16 – 28 ft.
7 ft Spacing	10 – 12 ft. [†]	20 – 32 ft.
8 ft Spacing	10 – 12 ft. [†]	20 – 36 ft.

[†]Rotation Configurations: 12 ft. step ladders require an extended upper add-on component.

*Example shown with 118" Wheelbase Configuration



HBR-E-PM-M

ErgoRack, Promaster Low/High Roof

Approximate dimensions as shown:

All Wheelbases

A: Rack Width	76"
B: Rack Height	18.50"
C: Rear Crossbar Offset (L & R)	Even
D: Mount Bolt Spacing L/R	Set at install

118" Wheelbase, Low Roof

E: Total Crossbar Spacing	6'-8'
F: Rack Length	113"

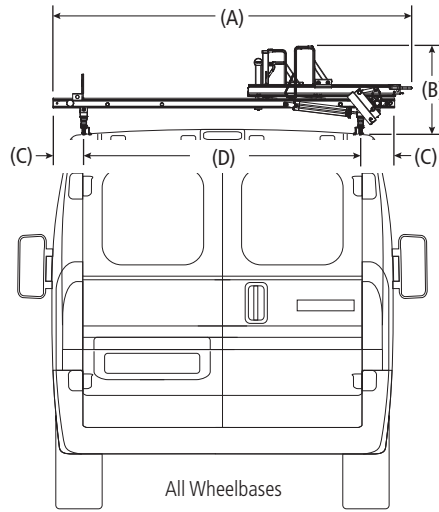
136" Wheelbase, Low/High Roof

G: Total Crossbar Spacing	6'-8'
H: Rack Length	130"

Compatible Accessories Available

(Sold Separately)

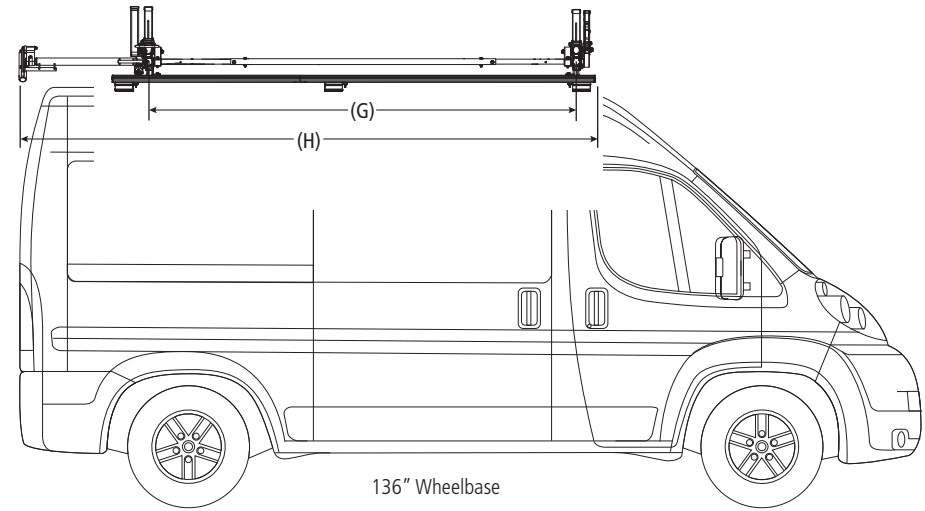
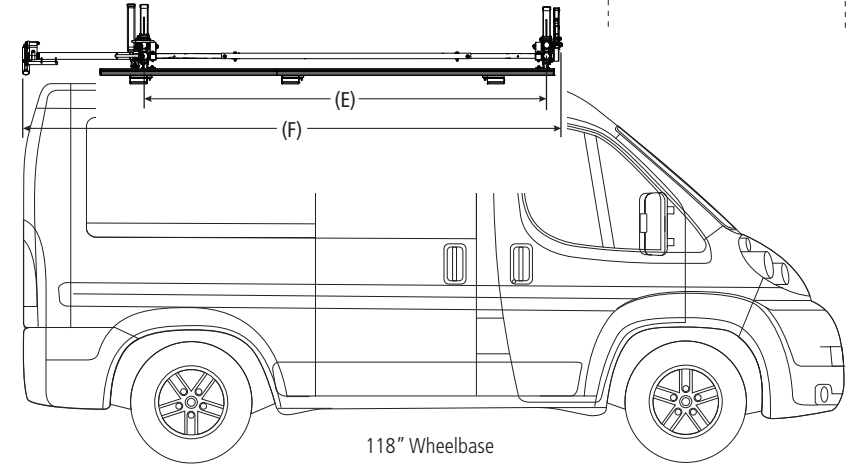
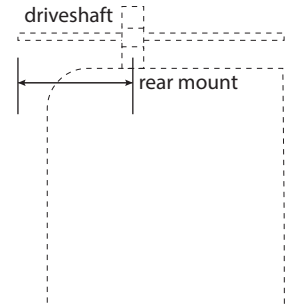
Retractable Ratchet Tie-Down	ACC-8000
Rear Access Ladder	AAL Series
8'-12' Conduit Carriers	CON Series
WorkPro LED Lighting	LED Series
Systems and Safety Components	RVS Series
Safety monitoring	DS2 Series



Low/High Roof Configurations

Rear Drive Shaft Offset: 29"

Note: The end of the driveshaft must not extend beyond the vehicle bumper



HBR-E-PM-M

ErgoRack, Promaster High Roof

Approximate dimensions as shown:

All Wheelbases

- A: Rack Width 76"
- B: Rack Height 18.50"
- C: Rear Crossbar Offset (L & R) Even
- D: Mount Bolt Spacing L/R..... Set at install

159" Wheelbase, High Roof

- E: Total Crossbar Spacing..... 8'
- F: Rack Length 154"

159" Extended Wheelbase, High Roof

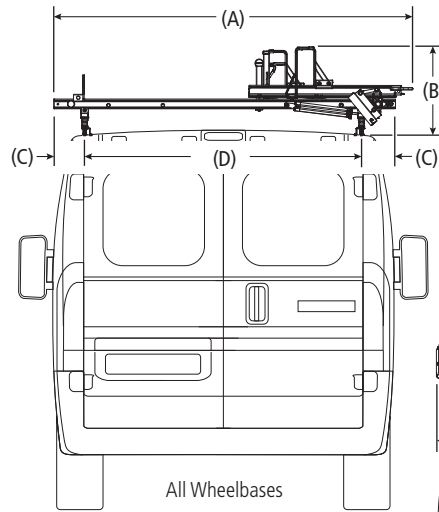
- G: Total Crossbar Spacing..... 8'
- H: Rack Length..... 169"

Compatible Accessories Available

(Sold Separately)

- Retractable Ratchet Tie-Down..... [ACC-8000](#)
- Rear Access Ladder..... [AAL Series](#)
- 8'-12' Conduit Carriers..... [CON Series](#)
- WorkPro LED Lighting..... [LED Series](#)
- Systems and Safety Components [RVS Series](#)
- Safety monitoring..... [DS2 Series](#)

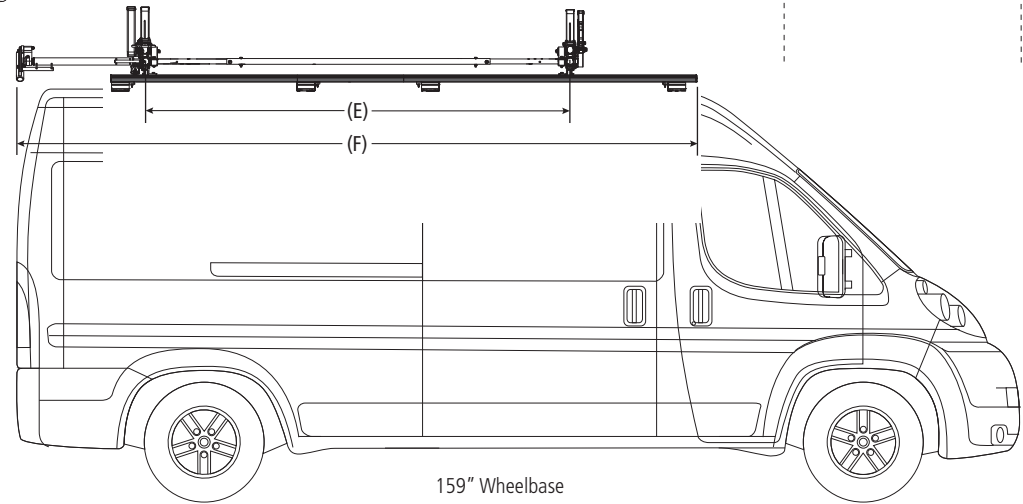
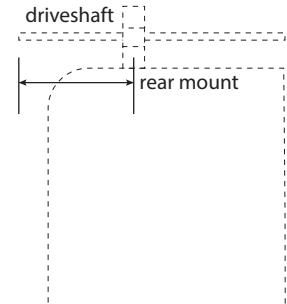
High Roof Configurations



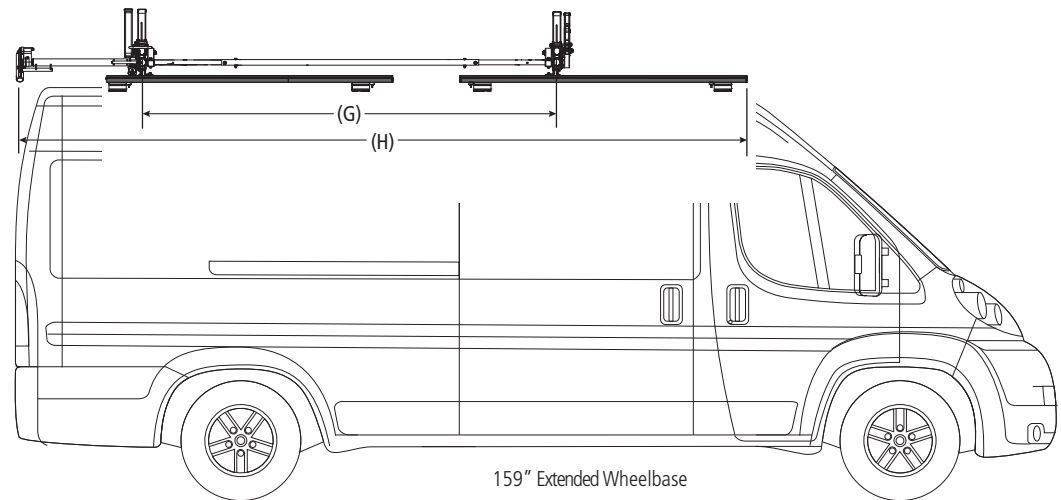
All Wheelbases

Rear Drive Shaft Offset: 29"

Note: The end of the driveshaft must not extend beyond the vehicle bumper



159" Wheelbase



159" Extended Wheelbase